

# GEOMETRY

**Tuesday, June 21, 2022 — 9:15 a.m. to 12:15 p.m., only**

**Student Name:** \_\_\_\_\_

**School Name:** \_\_\_\_\_

**The possession or use of any communications device is strictly prohibited when taking this examination. If you have or use any communications device, no matter how briefly, your examination will be invalidated and no score will be calculated for you.**

Print your name and the name of your school on the lines above.

A separate answer sheet for **Part I** has been provided to you. Follow the instructions from the proctor for completing the student information on your answer sheet.

This examination has four parts, with a total of 35 questions. You must answer all questions in this examination. Record your answers to the Part I multiple-choice questions on the separate answer sheet. Write your answers to the questions in **Parts II, III, and IV** directly in this booklet. All work should be written in pen, except for graphs and drawings, which should be done in pencil. Clearly indicate the necessary steps, including appropriate formula substitutions, diagrams, graphs, charts, etc. Utilize the information provided for each question to determine your answer. Note that diagrams are not necessarily drawn to scale.

The formulas that you may need to answer some questions in this examination are found at the end of the examination. This sheet is perforated so you may remove it from this booklet.

Scrap paper is not permitted for any part of this examination, but you may use the blank spaces in this booklet as scrap paper. A perforated sheet of scrap graph paper is provided at the end of this booklet for any question for which graphing may be helpful but is not required. You may remove this sheet from this booklet. Any work done on this sheet of scrap graph paper will *not* be scored.

When you have completed the examination, you must sign the statement printed at the end of the answer sheet, indicating that you had no unlawful knowledge of the questions or answers prior to the examination and that you have neither given nor received assistance in answering any of the questions during the examination. Your answer sheet cannot be accepted if you fail to sign this declaration.

**Notice...**

**A graphing calculator, a straightedge (ruler), and a compass must be available for you to use while taking this examination.**

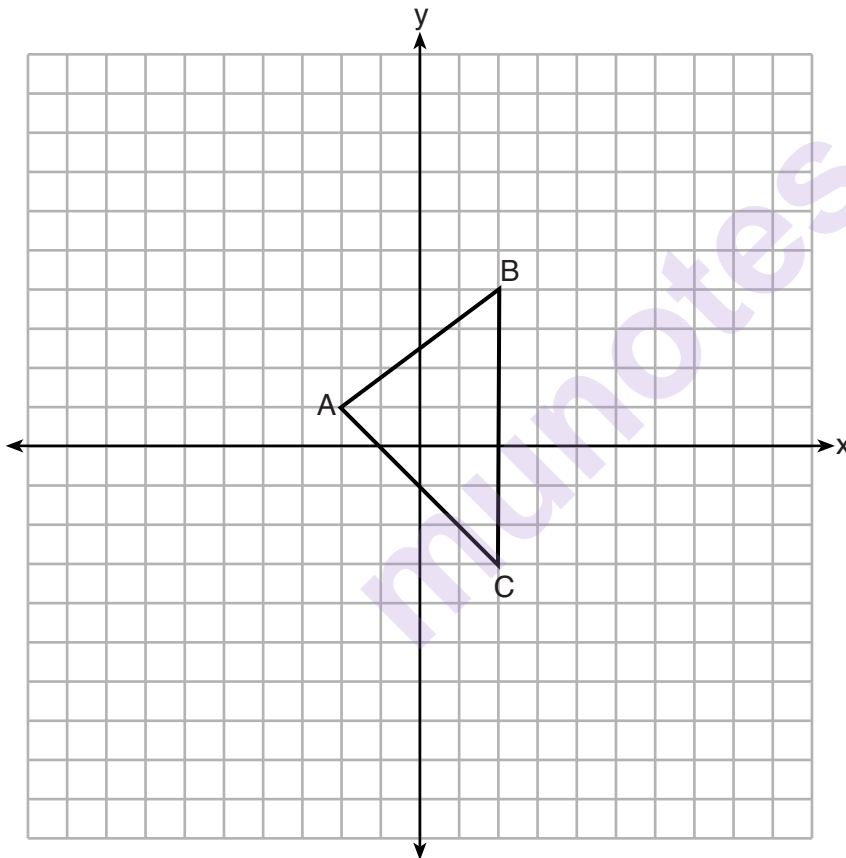
**DO NOT OPEN THIS EXAMINATION BOOKLET UNTIL THE SIGNAL IS GIVEN.**

## Part I

Answer all 24 questions in this part. Each correct answer will receive 2 credits. No partial credit will be allowed. Utilize the information provided for each question to determine your answer. Note that diagrams are not necessarily drawn to scale. For each statement or question, choose the word or expression that, of those given, best completes the statement or answers the question. Record your answers on your separate answer sheet. [48]

Use this space for  
computations.

- 1 Triangle  $A'B'C'$  is the image of  $\triangle ABC$  after a dilation centered at the origin. The coordinates of the vertices of  $\triangle ABC$  are  $A(-2,1)$ ,  $B(2,4)$ , and  $C(2,-3)$ .

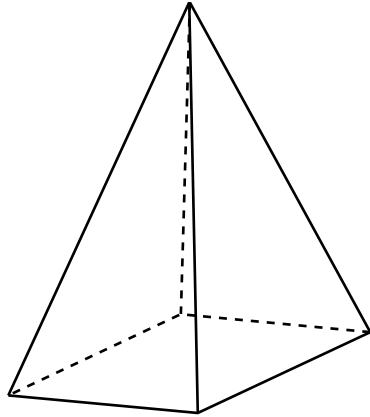


If the coordinates of  $A'$  are  $(-4,2)$ , the coordinates of  $B'$  are

- |             |              |
|-------------|--------------|
| (1) $(8,4)$ | (3) $(4,-6)$ |
| (2) $(4,8)$ | (4) $(1,2)$  |

Use this space for  
computations.

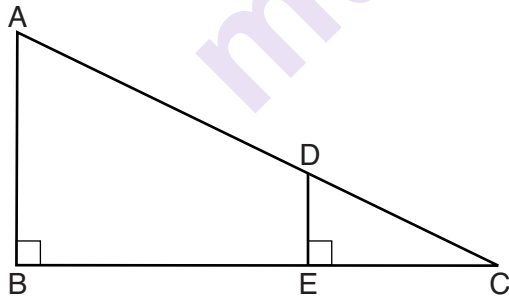
- 2 In the diagram below, a plane intersects a square pyramid parallel to its base.



Which two-dimensional shape describes this cross section?

- (1) circle                      (3) triangle  
(2) square                    (4) pentagon

- 3 In the diagram below,  $\triangle CDE$  is the image of  $\triangle CAB$  after a dilation of  $\frac{DE}{AB}$  centered at  $C$ .



Which statement is always true?

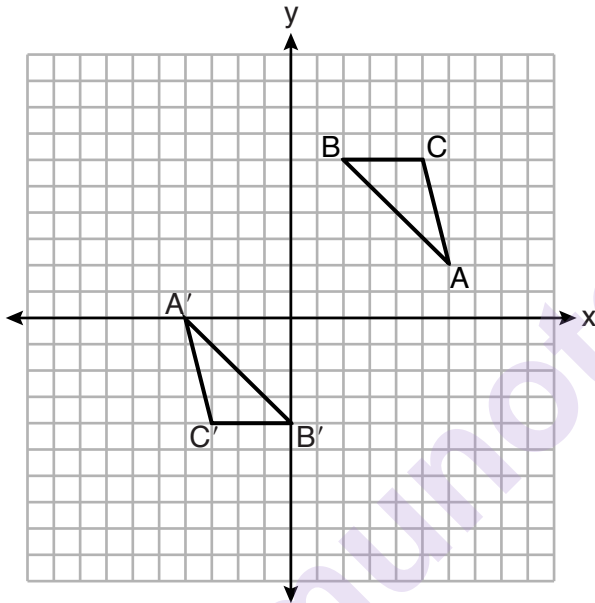
- (1)  $\sin A = \frac{CE}{CD}$                       (3)  $\sin A = \frac{DE}{CD}$   
(2)  $\cos A = \frac{CD}{CE}$                       (4)  $\cos A = \frac{DE}{CE}$

**Use this space for  
computations.**

**4** A regular pentagon is rotated about its center. What is the minimum number of degrees needed to carry the pentagon onto itself?

- (1)  $72^\circ$  (3)  $144^\circ$   
(2)  $108^\circ$  (4)  $360^\circ$

**5** On the set of axes below,  $\triangle ABC \cong \triangle A'B'C'$ .



Triangle  $ABC$  maps onto  $\triangle A'B'C'$  after a

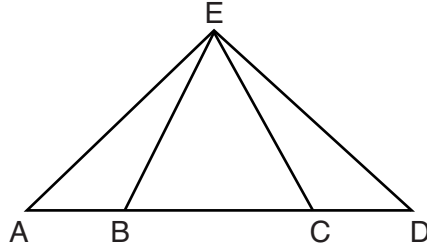
- (1) reflection over the line  $y = -x$   
(2) reflection over the line  $y = -x + 2$   
(3) rotation of  $180^\circ$  centered at  $(1,1)$   
(4) rotation of  $180^\circ$  centered at the origin

**6** Right triangle  $TMR$  is a scalene triangle with the right angle at  $M$ . Which equation is true?

- (1)  $\sin M = \cos T$  (3)  $\sin T = \cos R$   
(2)  $\sin R = \cos R$  (4)  $\sin T = \cos M$

Use this space for  
computations.

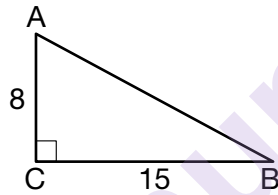
7 In the diagram below of  $\triangle AED$  and  $\overline{ABCD}$ ,  $\overline{AE} \cong \overline{DE}$ .



Which statement is always true?

- |   |                                   |
|---|-----------------------------------|
| (1) $\overline{EB} \cong \overline{EC}$ | (3) $\angle EBA \cong \angle ECD$ |
| (2) $\overline{AC} \cong \overline{DB}$ | (4) $\angle EAC \cong \angle EDB$ |

8 As shown in the diagram below, right triangle  $ABC$  has side lengths of 8 and 15.

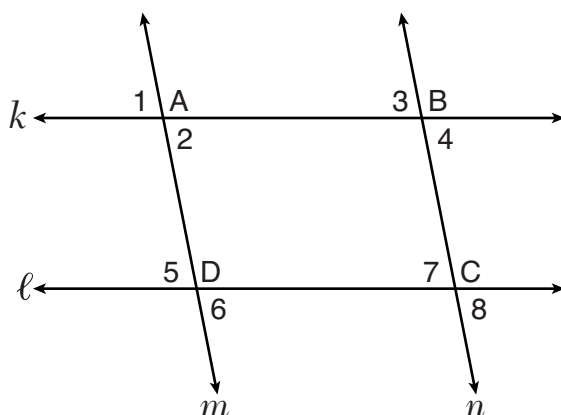


If the triangle is continuously rotated about  $\overline{AC}$ , the resulting figure will be

- (1) a right cone with a radius of 15 and a height of 8
- (2) a right cone with a radius of 8 and a height of 15
- (3) a right cylinder with a radius of 15 and a height of 8
- (4) a right cylinder with a radius of 8 and a height of 15

- 9 In the diagram below, lines  $k$  and  $\ell$  intersect lines  $m$  and  $n$  at points  $A$ ,  $B$ ,  $C$ , and  $D$ .

Use this space for computations.



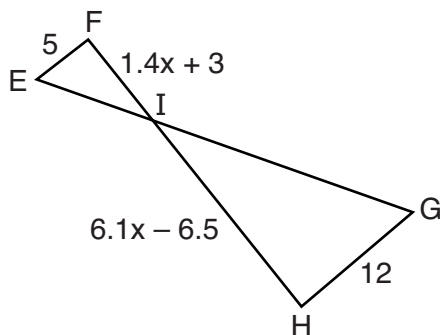
Which statement is sufficient to prove  $ABCD$  is a parallelogram?

- (1)  $\angle 1 \cong \angle 3$                       (3)  $\angle 2 \cong \angle 5$  and  $\angle 5 \cong \angle 7$   
(2)  $\angle 4 \cong \angle 7$                       (4)  $\angle 1 \cong \angle 3$  and  $\angle 3 \cong \angle 4$

- 10 Which transformation does *not* always preserve distance?

- (1)  $(x,y) \rightarrow (x + 2, y)$                       (3)  $(x,y) \rightarrow (2x, y - 1)$   
(2)  $(x,y) \rightarrow (-y, -x)$                       (4)  $(x,y) \rightarrow (3 - x, 2 - y)$

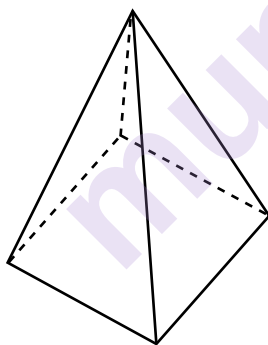
- 11 In the diagram below,  $\overline{EF} \parallel \overline{HG}$ ,  $EF = 5$ ,  $HG = 12$ ,  $FI = 1.4x + 3$ , and  $HI = 6.1x - 6.5$ .



Use this space for  
computations.

What is the length of  $\overline{HI}$ ?

- (1) 1                                      (3) 10  
(2) 5                                      (4) 24
- 12 The square pyramid below models a toy block made of maple wood.

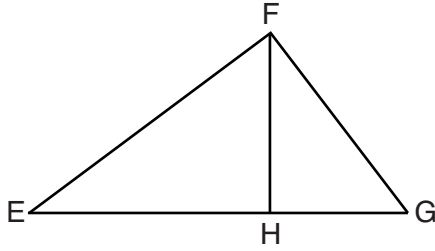


Each side of the base measures 4.5 cm and the height of the pyramid is 10 cm. If the density of maple is  $0.676 \text{ g/cm}^3$ , what is the mass of the block, to the *nearest tenth of a gram*?

- (1) 45.6                                      (3) 136.9  
(2) 67.5                                      (4) 202.5

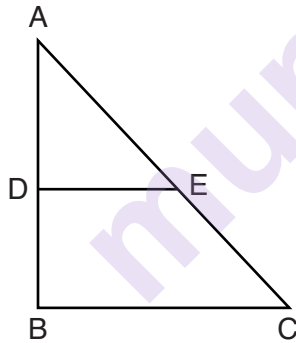
Use this space for  
computations.

- 13 In the diagram below of right triangle  $EFG$ , altitude  $\overline{FH}$  intersects hypotenuse  $\overline{EG}$  at  $H$ .



If  $FH = 9$  and  $EF = 15$ , what is  $EG$ ?

- (1) 6.75                                      (3) 18.75  
(2) 12                                        (4) 25
- 14 In triangle  $ABC$  below,  $D$  is a point on  $\overline{AB}$  and  $E$  is a point on  $\overline{AC}$ , such that  $\overline{DE} \parallel \overline{BC}$ .



Which statement is always true?

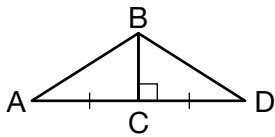
- (1)  $\angle ADE$  and  $\angle ABC$  are right angles.  
(2)  $\triangle ADE \sim \triangle ABC$   
(3)  $DE = \frac{1}{2}BC$   
(4)  $\overline{AD} \cong \overline{DB}$

Use this space for  
computations.

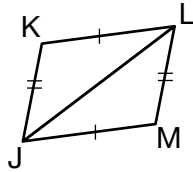
15 If one exterior angle of a triangle is acute, then the triangle must be

- (1) right (3) obtuse  
(2) acute (4) equiangular

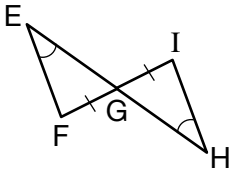
16 Given the information marked on the diagrams below, which pair of triangles can *not* always be proven congruent?



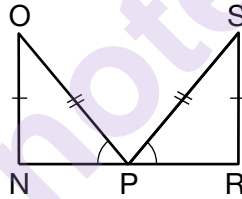
$\triangle ABC$  and  $\triangle DBC$   
(1)



$\triangle KLJ$  and  $\triangle MJL$   
(3)

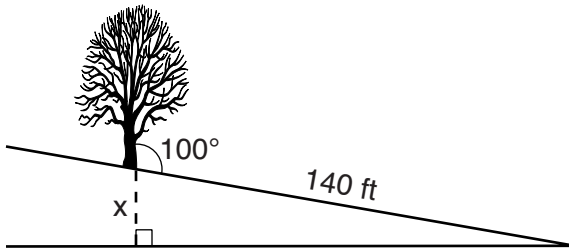


$\triangle EFG$  and  $\triangle HIG$   
(2)



$\triangle NOP$  and  $\triangle RSP$   
(4)

17 The diagram below shows a tree growing vertically on a hillside. The angle formed by the tree trunk and the hillside is  $100^\circ$ . The distance from the base of the tree to the bottom of the hill is 140 feet.

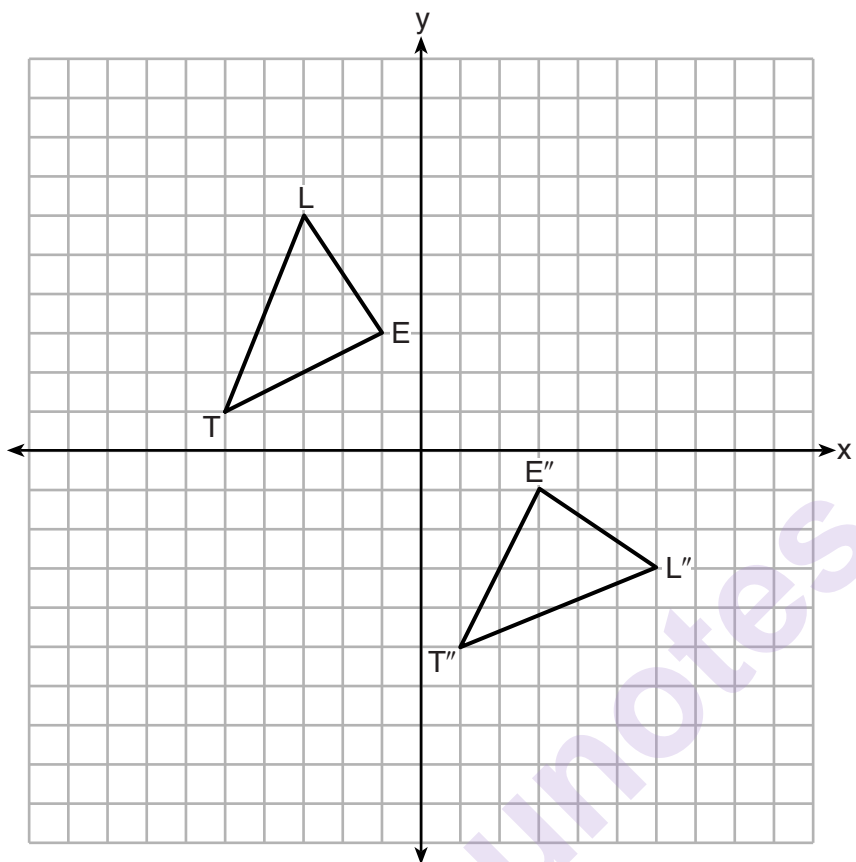


What is the vertical drop,  $x$ , to the base of the hill, to the *nearest foot*?

- (1) 24 (3) 70  
(2) 25 (4) 138

- 18 On the set of axes below,  $\triangle LET$  and  $\triangle L''E''T''$  are graphed in the coordinate plane where  $\triangle LET \cong \triangle L''E''T''$ .

Use this space for  
computations.



Which sequence of rigid motions maps  $\triangle LET$  onto  $\triangle L''E''T''$ ?

- (1) a reflection over the  $y$ -axis followed by a reflection over the  $x$ -axis
- (2) a rotation of  $180^\circ$  about the origin
- (3) a rotation of  $90^\circ$  counterclockwise about the origin followed by a reflection over the  $y$ -axis
- (4) a reflection over the  $x$ -axis followed by a rotation of  $90^\circ$  clockwise about the origin

Use this space for  
computations.

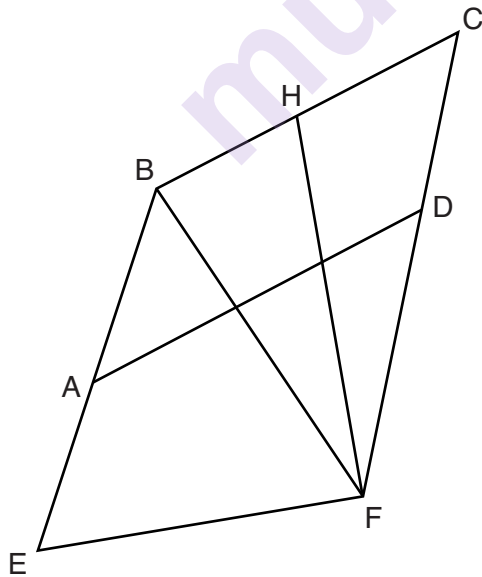
19 Diameter  $\overline{ROQ}$  of circle  $O$  is extended through  $Q$  to point  $P$ , and tangent  $\overline{PA}$  is drawn. If  $m\widehat{RA} = 100^\circ$ , what is  $m\angle P$ ?

- (1)  $10^\circ$  (3)  $40^\circ$   
(2)  $20^\circ$  (4)  $50^\circ$

20 Segment  $\overline{JM}$  has endpoints  $J(-5,1)$  and  $M(7,-9)$ . An equation of the perpendicular bisector of  $\overline{JM}$  is

- (1)  $y - 4 = \frac{5}{6}(x + 1)$  (3)  $y - 4 = \frac{6}{5}(x + 1)$   
(2)  $y + 4 = \frac{5}{6}(x - 1)$  (4)  $y + 4 = \frac{6}{5}(x - 1)$

21 Quadrilateral  $EBCF$  and  $\overline{AD}$  are drawn below, such that  $ABCD$  is a parallelogram,  $\overline{EB} \cong \overline{FB}$ , and  $\overline{EF} \perp \overline{FH}$ .



If  $m\angle E = 62^\circ$  and  $m\angle C = 51^\circ$ , what is  $m\angle FHB$ ?

- (1)  $79^\circ$  (3)  $73^\circ$   
(2)  $76^\circ$  (4)  $62^\circ$

**Use this space for  
computations.**

**22** Point  $P$  divides the directed line segment from point  $A(-4, -1)$  to point  $B(6, 4)$  in the ratio 2:3. The coordinates of point  $P$  are

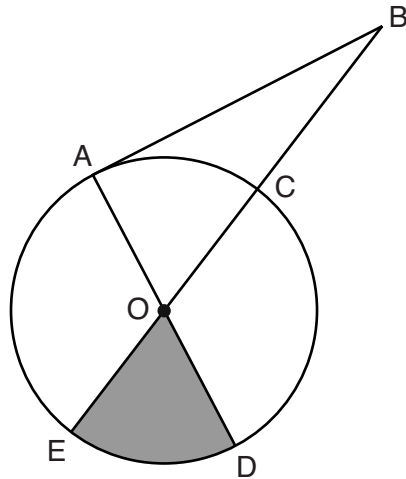
- (1)  $(-1, 1)$
- (2)  $(0, 1)$
- (3)  $(1, 0)$
- (4)  $(2, 2)$

**23** A line is dilated by a scale factor of  $\frac{1}{3}$  centered at a point on the line. Which statement is correct about the image of the line?

- (1) Its slope is changed by a scale factor of  $\frac{1}{3}$ .
- (2) Its  $y$ -intercept is changed by a scale factor of  $\frac{1}{3}$ .
- (3) Its slope and  $y$ -intercept are changed by a scale factor of  $\frac{1}{3}$ .
- (4) The image of the line and the pre-image are the same line.

- 24 In the diagram below of circle  $O$ , tangent  $\overline{AB}$  is drawn from external point  $B$ , and secant  $\overline{BCOE}$  and diameter  $\overline{AOD}$  are drawn.

Use this space for  
computations.



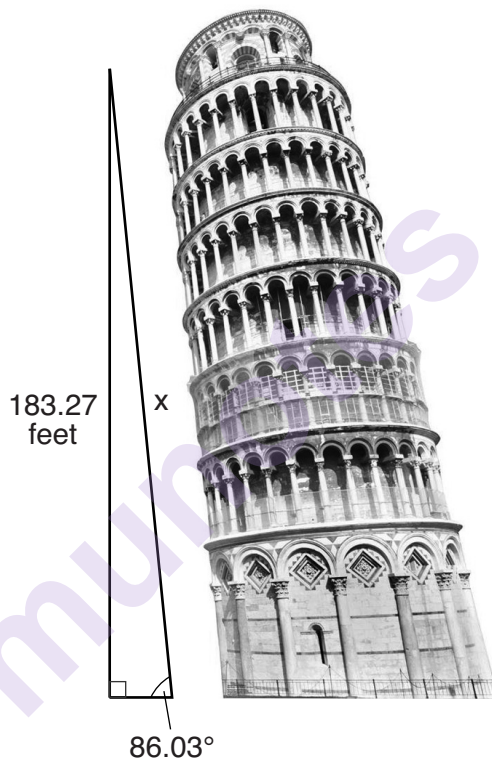
If  $m\angle OBA = 36^\circ$  and  $OC = 10$ , what is the area of shaded sector  $DOE$ ?

- (1)  $\frac{3\pi}{10}$  (3)  $10\pi$   
(2)  $3\pi$  (4)  $15\pi$
-

## Part II

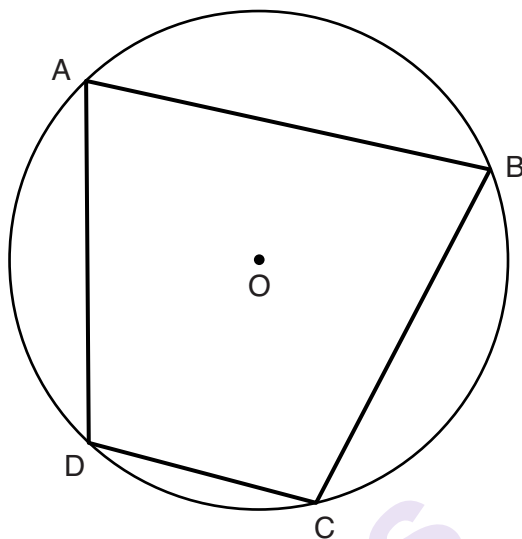
Answer all 7 questions in this part. Each correct answer will receive 2 credits. Clearly indicate the necessary steps, including appropriate formula substitutions, diagrams, graphs, charts, etc. Utilize the information provided for each question to determine your answer. Note that diagrams are not necessarily drawn to scale. For all questions in this part, a correct numerical answer with no work shown will receive only 1 credit. All answers should be written in pen, except for graphs and drawings, which should be done in pencil. [14]

- 25 The Leaning Tower of Pisa in Italy is known for its slant, which occurred after its construction began. The angle of the slant is  $86.03^\circ$  from the ground. The low side of the tower reaches a height of 183.27 feet from the ground.



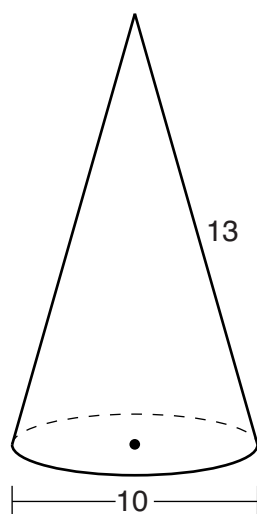
Determine and state the slant height,  $x$ , of the low side of the tower, to the *nearest hundredth of a foot*.

- 26** In the diagram below, quadrilateral  $ABCD$  is inscribed in circle  $O$ , and  $m\widehat{CD} : m\widehat{DA} : m\widehat{AB} : m\widehat{BC} = 2:3:5:5$ .



Determine and state  $m\angle B$ .

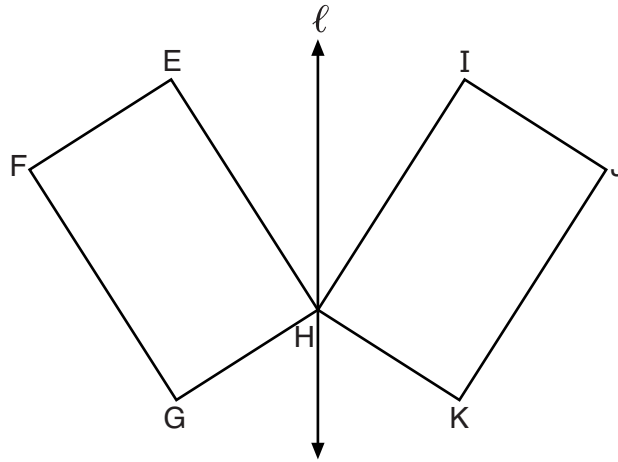
**27** In the diagram below, a right circular cone has a diameter of 10 and a slant height of 13.



Determine and state the volume of the cone, in terms of  $\pi$ .

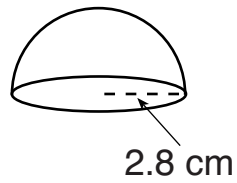
munotes

- 28** In the diagram below, parallelogram  $EFGH$  is mapped onto parallelogram  $IJKH$  after a reflection over line  $\ell$ .



Use the properties of rigid motions to explain why parallelogram  $EFGH$  is congruent to parallelogram  $IJKH$ .

- 29** Izzy is making homemade clay pendants in the shape of a solid hemisphere, as modeled below. Each pendant has a radius of 2.8 cm.




How much clay, to the *nearest cubic centimeter*, does Izzy need to make 100 pendants?

munotes

**30** Determine and state the coordinates of the center and the length of the radius of the circle whose equation is  $x^2 + y^2 + 6x = 6y + 63$ .

munotes

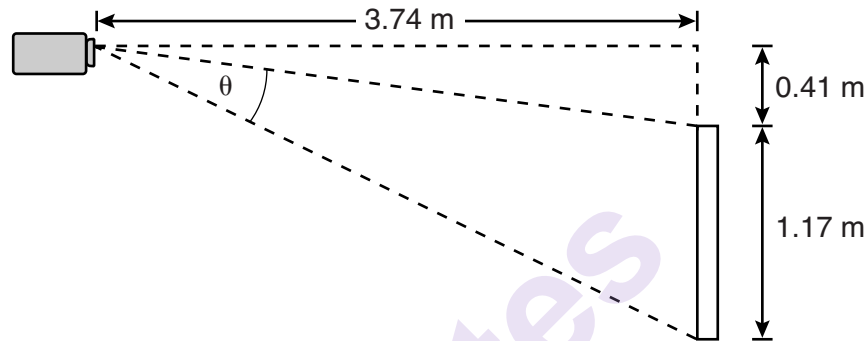
- 31** Use a compass and straightedge to construct a line parallel to  $\overleftrightarrow{AB}$  through point  $C$ , shown below.  
[Leave all construction marks.]



### Part III

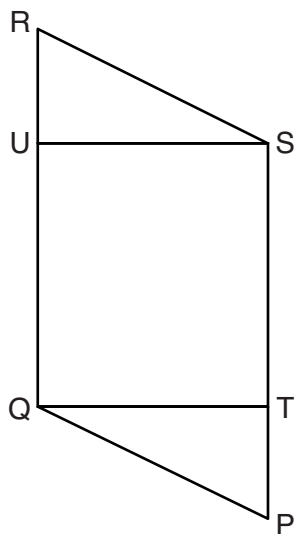
Answer all 3 questions in this part. Each correct answer will receive 4 credits. Clearly indicate the necessary steps, including appropriate formula substitutions, diagrams, graphs, charts, etc. Utilize the information provided for each question to determine your answer. Note that diagrams are not necessarily drawn to scale. For all questions in this part, a correct numerical answer with no work shown will receive only 1 credit. All answers should be written in pen, except for graphs and drawings, which should be done in pencil. [12]

- 32 As modeled below, a projector mounted on a ceiling is 3.74 m from a wall, where a whiteboard is displayed. The vertical distance from the ceiling to the top of the whiteboard is 0.41 m, and the height of the whiteboard is 1.17 m.



Determine and state the projection angle,  $\theta$ , to the nearest tenth of a degree.

**33** Given: Parallelogram  $PQRS$ ,  $\overline{QT} \perp \overline{PS}$ ,  $\overline{SU} \perp \overline{QR}$



Prove:  $\overline{PT} \cong \overline{RU}$

munotes

- 34** A concrete footing is a cylinder that is placed in the ground to support a building structure. The cylinder is 4 feet tall and 12 inches in diameter. A contractor is installing 10 footings.



If a bag of concrete mix makes  $\frac{2}{3}$  of a cubic foot of concrete, determine and state the minimum number of bags of concrete mix needed to make all 10 footings.

munotes

#### Part IV

Answer the question in this part. A correct answer will receive 6 credits. Clearly indicate the necessary steps, including appropriate formula substitutions, diagrams, graphs, charts, etc. Utilize the information provided to determine your answer. Note that diagrams are not necessarily drawn to scale. A correct numerical answer with no work shown will receive only 1 credit. All answers should be written in pen, except for graphs and drawings, which should be done in pencil. [6]

**35** The coordinates of the vertices of  $\triangle ABC$  are  $A(-2,4)$ ,  $B(-7,-1)$ , and  $C(-3,-3)$ .

Prove that  $\triangle ABC$  is isosceles.

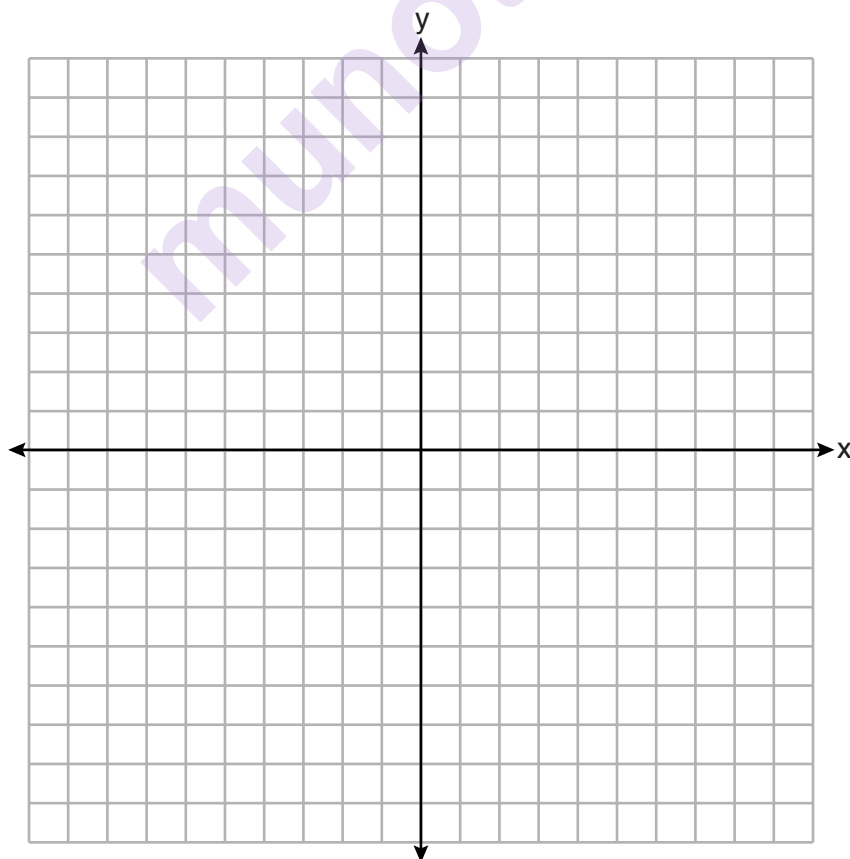
[The use of the set of axes on the next page is optional.]

State the coordinates of  $\triangle A'B'C'$ , the image of  $\triangle ABC$ , after a translation 5 units to the right and 5 units down.

**Question 35 is continued on the next page.**

**Question 35 continued**

Prove that quadrilateral  $AA'C'C$  is a rhombus.  
[The use of the set of axes below is optional.]











Scrap Graph Paper — This sheet will *not* be scored.

Tear Here

Tear Here





Tear Here

Tear Here

## High School Math Reference Sheet

1 inch = 2.54 centimeters	1 kilometer = 0.62 mile	1 cup = 8 fluid ounces
1 meter = 39.37 inches	1 pound = 16 ounces	1 pint = 2 cups
1 mile = 5280 feet	1 pound = 0.454 kilogram	1 quart = 2 pints
1 mile = 1760 yards	1 kilogram = 2.2 pounds	1 gallon = 4 quarts
1 mile = 1.609 kilometers	1 ton = 2000 pounds	1 gallon = 3.785 liters
		1 liter = 0.264 gallon
		1 liter = 1000 cubic centimeters

Triangle	$A = \frac{1}{2}bh$
Parallelogram	$A = bh$
Circle	$A = \pi r^2$
Circle	$C = \pi d$ or $C = 2\pi r$
General Prisms	$V = Bh$
Cylinder	$V = \pi r^2 h$
Sphere	$V = \frac{4}{3}\pi r^3$
Cone	$V = \frac{1}{3}\pi r^2 h$
Pyramid	$V = \frac{1}{3}Bh$

Pythagorean Theorem	$a^2 + b^2 = c^2$
Quadratic Formula	$x = \frac{-b \pm \sqrt{b^2 - 4ac}}{2a}$
Arithmetic Sequence	$a_n = a_1 + (n - 1)d$
Geometric Sequence	$a_n = a_1 r^{n-1}$
Geometric Series	$S_n = \frac{a_1 - a_1 r^n}{1 - r}$ where $r \neq 1$
Radians	1 radian = $\frac{180}{\pi}$ degrees
Degrees	1 degree = $\frac{\pi}{180}$ radians
Exponential Growth/Decay	$A = A_0 e^{k(t-t_0)} + B_0$

Tear Here

*munotes*

Tear Here